

# Scaffolding learning model to improve habits of mind students

*by* Tantri Mayasari

---

**Submission date:** 26-Jan-2023 03:04PM (UTC+0700)

**Submission ID:** 1999726067

**File name:** caffolding\_learning\_model\_to\_improve\_habits\_of\_mind\_students.pdf (476.34K)

**Word count:** 3760

**Character count:** 18774

PAPER • OPEN ACCESS

## Scaffolding learning model to improve habits of mind students

<sup>23</sup>  
To cite this article: E Susilowati *et al* 2019 *J. Phys.: Conf. Ser.* **1280** 052064

View the [article online](#) for updates and enhancements.

### You may also like

- <sup>2</sup>  
- [Scaffolding as a strategy to help student difficulties in proving group problems](#)  
Warti, P Rahayu and I Cintamulya
- <sup>12</sup>  
- [Analyzing the effect of students' habits of mind to mathematical critical thinking skill](#)  
R N Hafni, D M Sari and E Nurlaelah
- <sup>2</sup>  
- [A Development of project-based learning \(PBL\) chemistry worksheet to form students' habits of mind](#)  
R P Sari, M P Hasibuan, A G Haji *et al.* <sup>16</sup>



The Electrochemical Society  
Advancing solid state & electrochemical science & technology

## 242nd ECS Meeting

Oct 9 – 13, 2022 • Atlanta, GA, US

Early hotel & registration pricing ends September 12

Presenting more than 2,400 technical abstracts in 50 symposia

The meeting for industry & researchers in

**BATTERIES**  
**ENERGY TECHNOLOGY**  
**SENSORS AND MORE!**

 **Register now!**



**ECS Plenary Lecture featuring M. Stanley Whittingham,**  
Binghamton University  
Nobel Laureate –  
2019 Nobel Prize in Chemistry



## Scaffolding learning model to improve habits of mind students

<sup>1\*</sup>Susilowati<sup>1\*</sup>, T Mayasari<sup>2</sup>, N Winarno<sup>3</sup>, D Rusdiana<sup>4</sup> and I Kaniawati<sup>5</sup>

<sup>1</sup>Department of Physics Education, Universitas Lambung Mangkurat, Banjarmasin, Indonesia

<sup>2</sup>Department of Physics Education, Universitas PGRI Madiun, Madiun, Indonesia

<sup>3</sup>Department of Science Education, Universitas Pendidikan Indonesia, Bandung, Indonesia

<sup>4,5</sup>Department of Physics Education, Universitas Pendidikan Indonesia, Bandung, Indonesia

\*Corresponding author's email: titis\_pfis@ulm.ac.id

**Abstract.** Habits of Mind (HoM) consisting of critical thinking, creative thinking, and self-regulation to build the character of students. The course syntax of scaffolding learning model consisting of orientation phase, training, task support, conceptual and procedural scaffolding, and metacognition and strategy scaffolding was discovered. This study aims to improve habits of mind students through scaffolding learning model. The research design used qualitative and quantitative data as mixed methods analysis. This research involves 92 participants of Physics Education Students taking Waves and Optic course, 46 students in the experimental class and 50 students in the control class. The result of this research, it can be concluded that the scaffolding lecture program is effective to improve students' habits of mind.

### 1. Introduction

Research related to Scaffolding has been widely carried out shows the result that the scaffolding learning program can motivate student learning, encourage students to be interested in the topic being taught, improve learning outcomes, lead to optimism, confidence and appreciation from students, self-regulating learning, and risk taking [1]. If we look at the positive impacts of the scaffolding learning program, the above aspects are things that are also developed in the habits of mind [2]. Thus, it can be ascertained that there is a connection between the scaffolding learning program and habits of mind [3]. Various forms of learning models that have been discussed previously can be applied to students in developing their habits of mind.

The recommended learning solution for students is learning that gives students the opportunity to build their knowledge of mind knowledge through providing step-by-step assistance which then releases students independently to develop new concepts. The learning should 1) prioritize the process, 2) prioritize learning that is real in the relevant context, 3) instil learning in the context of social experience, and 4) be done in an effort to build experience [4]. This is in accordance with Vygotsky's theory of constructivism which emphasizes the essence of social learning culture which essentially is the application of the technique of exchanging ideas between individuals. In constructing knowledge, students or students often need scaffolding to reach the Zone of Proximal Development (ZPD). Assistance provided through scaffolding can be in the form of instructions, warnings, encouragement, describing problems to other forms that allow students to be independent [5]. Lecturer encouragement is needed so that the achievement of students to a higher level becomes optimum.



Content from this work may be used under the terms of the [Creative Commons Attribution 3.0 licence](https://creativecommons.org/licenses/by/3.0/). Any further distribution of this work must maintain attribution to the author(s) and the title of the work, journal citation and DOI.

Published under licence by IOP Publishing Ltd

In this study developed a Wave Scaffolding and Optics Program based on scaffolding which was adapted and adopted from scaffolding learning [6] to improve habits of mind of students [7-8]. This lecture trains students' thinking habits in constructing knowledge with the guidance of people who know more in their fields so that optimal learning outcomes are obtained.

## 2. Methods

### 2.1. Data analysis techniques for implementation of scaffolding-based lectures

This analysis was conducted to answer research questions about lecture implementation by lecturers and students. The data obtained are observation data in the form of qualitative answers "yes" or "no" and observer notes. In order to calculate the category of lecture implementation, the percentage of learning activities is calculated according to the lecture syntax. The formula used is as follows:

$$PK (\%) = n / N \times 100\% \quad (1)$$

Information:

PK (%) : percentage of lecture implementation

n : number of activities carried out in the lecture

N : the total number of activities in the lecture

Interpretation of percentage data on lecture implementation is obtained from the results of calculations using the formula (1) used in categories as shown in Table 1.

**Table 1.** Categories of implementation of lectures based on scaffolding [9].

Percentage of implementation (%)	Category
0	None of the activities were carried out
$0 < PK \leq 24$	A small part of the activity is carried out
$25 \leq PK \leq 49$	Almost all activities are carried out
50	Half the activity is carried out
$51 \leq PK \leq 75$	Most activities are carried out
$76 \leq PK \leq 99$	Almost all activities are carried out
100	All activities are carried out

### 2.2. Data analysis technique habits of mind

The purpose of this data analysis is to determine the effectiveness of scaffolding-based lectures on increasing habits of mind. Increasing habits of mind is calculated by increasing the mean of N Gain from the experimental class and the control class by using the formula:

$$N \text{ Gain} = (\text{pretest score} - \text{posttest score}) / (\text{pretest score} - \text{maximum score}) \quad (2)$$

Interpretation of N Gain data obtained from calculations is categorized in Table 2.

**Table 2.** N Gain category [10].

N Gain	Category
$0.7 < N \text{ Gain}$	High
$0.3 \leq N \text{ Gain} \leq 0.7$	Medium
$N \text{ Gain} < 0.3$	Low

After that a statistical test consisting of normality test, homogeneity test, difference test, and impact test using SPSS 21 program software with SPSS book instructions [11].

Impact test by calculating the effect size to determine how much effect is given by a scaffolding-based lecture program on mastery of concepts. This impact measure is calculated using the effect size calculator with the categories presented in Table 3.

**Table 3.** Category effect size [12].

Effect size (r)	Category
$0.8 < r \leq 2.0$	High
$0.2 < r \leq 0.8$	Medium
$0.0 \leq r \leq 0.2$	Low

### 3. Result and Discussion

#### 3.1. Implementation of scaffolding-based lectures

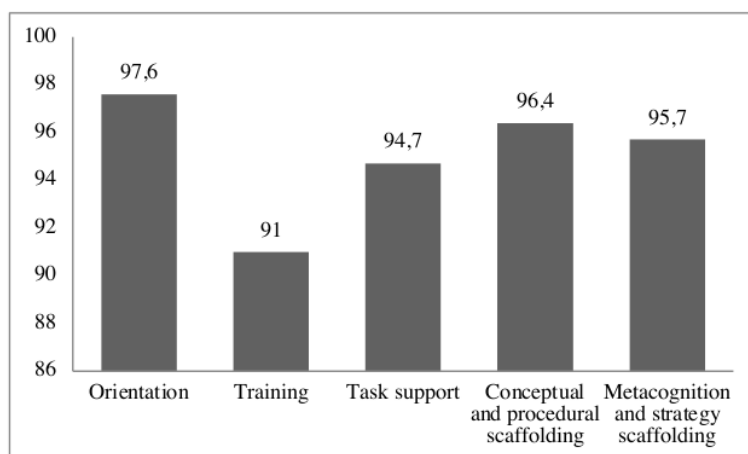
During the implementation of the lecture, observations were made to find out how much the implementation of scaffolding based lectures could improve habits of mind. This observation was carried out by two observers using an observation sheet. Recapitulation of observations on the implementation of scaffolding-based lecture programs can be seen in Table 4.

**Table 4.** Recapitulation of the results of observations of lectures.

Scaffolding phase	Activity No.	Percentage of implementation (%)		Average	Criteria
		Lecturer	Student		
Orientation	1	100	100	100	All activities are carried out
	2	100	100	100	All activities are carried out
	3	100	85.7	92.9	Almost all activities are carried out
Training	4	100	71.2	85.6	Almost all activities are carried out
	5	100	92.9	96.5	Almost all activities are carried out
Task Support	6	100	85.7	92.9	Almost all activities are carried out
	7	100	92.9	96.5	Almost all activities are carried out
Conceptual & procedural scaffolding	8	100	85.7	92.9	Almost all activities are carried out
	9	100	100	100	All activities are carried out
Scaffolding metacognition and strategy	10	100	100	100	All activities are carried out
	11	100	92.9	96.5	Almost all activities are carried out
	12	100	85.7	92.9	Almost all activities are carried out
	13	100	100	100	All activities are carried out
	14	100	7.6	89.3	Almost all activities are carried out
Average		100	90.8	95.4	Almost all activities are carried out

Based on the recapitulation of the results of the lecture implementation stated that almost all activities were carried out with a percentage of implementation of 96.2%. The observation was carried out fourteen times face to face and each time there were fourteen times of activity.

In the orientation phase, all lecturer activities are carried out, while there are twice the student activities that are not carried out, ie students cannot plan actions effectively to achieve learning. In the training phase, all lecturer activities were carried out well, but there were two student activities that were not carried out. Students are not paying attention to explanations and asking the lecturers well. There is one activity that is not carried out when students listen to the worksheet settlement procedures, because students are still confused by the explanation of the lecturer. In the task support phase, all lecturer activities are carried out well. Four times student activities are not carried out in receiving samples and have new alternatives in completing assignments, and one-time student activities are not carried out in making targets to complete tasks. In the conceptual and procedural scaffolding phase, all lecturer activities are carried out well. There are two times student activities are not carried out in doing the tasks contextually well. In the scaffolding metacognition and strategy phase, all lecturer activities are carried out well. One-time student activity is not carried out in receiving and discussing feedback because students do not discuss learning topics but discuss other topics.



**Figure 1.** Percentage of implementation of the scaffolding phase.

Based on Figure 1, the order of the implementation of scaffolding-based lecture syntax from the lowest to the highest is the training phase (91%), task support phase (94.7%), metacognition and strategy scaffolding phase (95.7%), conceptual scaffolding phase and procedural (96.4%), and orientation phase (97.6%). In general, the implementation of the lecture syntax is in good category. The training phase and task support need to be improved because these two phases are an important factor in determining the success of learning. In particular, student activities paying attention to explanations and asking lecturers in the training phase of 71.2% need to be improved. This happens because the causal relationship, namely the method of giving material is not attractive to students so it needs to be sought to find a solution.

In addition to these data, observers also noted things that happened during the lecture process to improve the quality of learning. The motivation given by the lecturers to students at the beginning of learning is very interesting and varied so that students are enthusiastic to carry out these motivational activities, for example by picking guitar, observing and listening to physic figures, observing rainbow phenomena, and so on. Automatic apperception activities in answering prerequisite questions after motivational activities can be carried out well. Submission of material at four meetings using the lecture method, this is what causes students to feel bored and unattractive towards learning. But finally, this can

be resolved by changing lecturers using mixed methods, namely lecture and discussion methods and other methods so that students do not get bored.

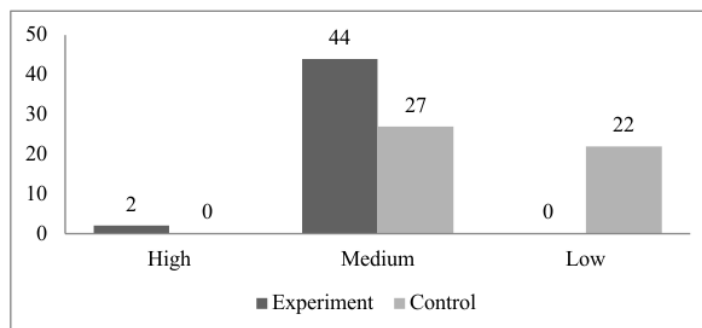
### 3.2. Effectiveness of Wave and Optics lectures based on scaffolding in improving the habits of mind of students

Habits of mind students are measured through habits of mind questionnaires given at the beginning and end of the application of this scaffolding-based lecture model. To find out the increase, N Gain calculation is used as shown in Table 5.

**Table 5.** Increase in average N Gain habits of mind.

Class	N	Pretest	Posttest	Percentage (%)	Ideal Score	Average N Gain	Category
Experiment	46	2.24	3.16	23	4	0.52	Medium
Control	50	2.11	2.76	16.25	4	0.34	Medium

The increase in the average N Gain of students' habits of mind in Scaffolding-based Wave and Optics lectures in the experimental class was 0.52 in the medium category which came from the initial score (mean = 2.24, 56%) and the final score (mean = 3.16, 79%) with an ideal score 4. The percentage of the increase is 23% overall. The increase in the average N Gain of students' habits of mind in the Waves and Scaffolding-based Optics classes in the control class was 0.34 in the medium category which came from the initial score (mean = 2.11, 52.75%) and the final score (mean = 2.76, 69%) with an ideal score 4. The percentage of the increase is 16.25% overall. So it can be concluded that the increase in the mean N Gain in the experimental class is higher than the control class. The distribution of the number of students who experienced an increase in N Gain is shown in Figure 2. The increase in the average N Gain of students' habits of mind in Wave and Optics based scaffolding lectures in the experimental class was 0.52 in the medium category derived from the initial score (mean = 2.24, 56%) and the final score (mean = 3.16, 79%) with an ideal score 4. The percentage of the increase was 23% overall. The increase in the average N Gain of students' habits of mind in the Waves and Scaffolding-based Optics classes in the control class was 0.34 in the medium category which came from the initial score (mean = 2.11, 52.75%) and the final score (mean = 2.76, 69%) with an ideal score 4. The percentage of the increase is 16.25% overall. So it can be concluded that the increase in the mean N Gain in the experimental class is higher than the control class. The distribution of the number of students who experienced an increase in N Gain is shown in Figure 2.



**Figure 2.** Distribution of N Gain categories of students' habits of mind.

In the experimental class there were 2 students in the high category, 44 students in the medium category, and no students in the low category. Whereas in the control class there were 22 students in the low category, 27 students in the medium category, and none of the students were in the high category.



Overall it can be said that the average N category of the habits of mind of students in the experimental class is better than the control class.

**Table 6.** The results of N Gain normality test habits of mind of students.

Score	N	Mean	SD	Distribution ( $\alpha=0.05$ )	
				$p_n$	Information
Initial	46	2.24	0.66	0.43	Normal
Final	46	3.16	0.31	0.39	Normal

Table 6 shows the normality test of N habits of mind of students. The results of the normality test from the initial score data (mean = 2.24, SD = 0.66) students' habits of mind were normally distributed because of the significance level of  $0.43 > 0.05$ . Likewise, the final score data (mean = 3.16, SD = 0.31) students' habits of mind were normally distributed because the significance level was  $0.39 > 0.05$ .

**Table 7.** Homogeneity and the difference test between the initial and final scores of habits of mind.

Score	N	Mean	SD	T	df	Variance ( $\alpha=0.05$ )		Difference test ( $\alpha=0.05$ )	
						$P_h$	Inf.	$P_b$	Inf.
Initial	46	3.16	0.31	54.20	90	0.00	No homogeneity	0.00	There is difference
Final	46	0.51	0.11						

Table 7 shows the homogeneity test and the difference test scores of the beginning and end of the habits of mind of students. The results of the homogeneity test stated that the score data of the beginning and end of the habits of mind of students with a significance level of  $0.00 < 0.05$  was considered to be homogeneous in variance. This happened because habits of mind are related to different student characters from each other. While through the T test, there was a significant difference between the initial score and the final score,  $t(90) = 54.20$ ,  $p_b < 0.05$ . Initial score (mean = 3.16, SD = 0.31) and final score (mean = 0.51, SD = 0.11). Based on the test for normality, homogeneity, and difference test it can be stated that the Wave and Optics based scaffolding courses can improve students' habits of mind. To find out how much impact the lecture program has on students' habits of mind, an impact test is performed using the effect size calculation as can be seen in Table 8.

**Table 8.** Effect size of lecture program based on scaffolding on students' habits of mind.

HoM	N	Mean	SD	Cohen's d	R	Category
Initial	46	33.54	9.95	1.78	0.7	Medium
Final	46	47.33	4.58			

Based on the calculation of effect size with a value of  $r = 0.7$ , which means that the scaffolding-based lecture program is able to have a moderate impact on the habits of mind of students who have pre-test (mean = 33.54, SD = 9.95) and post-test (mean = 47.33, SD = 4.58) with Cohen's  $d = 1.78$ . Therefore, it can be concluded that the scaffolding lecture program is effective against students' habits of mind.

**Table 9.** Average N gain for every aspect of habits of mind.

HoM	Initial	Final	Ideal Score	N Gain	Category
Self-Regulation	2.03	3.22	4	0.60	Medium
Critical Thinking	2.34	3.11	4	0.46	Medium
Creative Thinking	2.34	3.17	4	0.50	Medium



While to find out the distribution of the average N Gain distribution for <sup>29</sup>h aspect of habits of mind which consists of self-regulation, critical thinking, and creative thinking can be seen in Table 9. The increase in the average N Gain of each aspect of habits of mind, the aspect of self-regulation by 0.60, the aspect of creative thinking by 0.46, and the critical thinking aspect by 0.50 with each ideal score of mind is in the medium category. Distribution of the average category of N Gain in each aspect of habits of mind is shown in Figure 3.

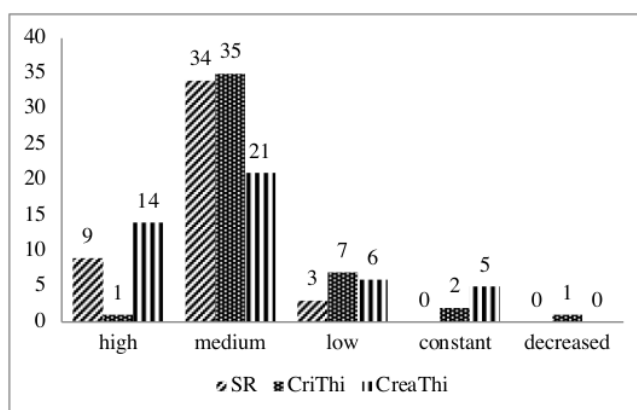


Figure 3. N Gain category for every aspect of habits of mind.

In self-regulation as much as 20% of students experienced an increase in <sup>10</sup> high category, which is above 0.7 which means that students can manage <sup>10</sup> themselves well. The number of students in the medium category is 73%. While as many as 7% of students are in the low category.

In critical thinking only 2% of students have a high category increase, which means that only a few students are accustomed to thinking critically optimally. The number of students in the moderate category included the most students, namely 76% of students. A total of 16% of students experienced an increase in the low category. And as many as 4% of students did not experience an increase or were in the fixed category. There are 2% of students who have decreased from an average initial score of 2.8 to a final score of 2.7 with an id <sup>5</sup> score of 4.

In creative thinking 30% of students are in the high category. A total of 46% of students have an increase in the medium category. Whereas those who experienced an increase in the low category were 14% of students. And a number of 10% of students are in the fixed category or do not experience an increase.

#### 4. Conclusion

Based on the calculation of effect size with a value of  $r = 0.7$ , which means that the scaffolding-based lecture program is able to have a moderate impact on the habits of mind of students who have pre-test (mean = 33.54, SD = 9.95) and post-test (mean = 47.33, SD = 4.58) with Cohen's  $d = 1.78$ . Therefore, it can be concluded that the scaffolding lecture program is effective to improve students' habits of mind.

#### 5. References

- [1] Balasubrahmanya H 2012 How do they solve it? An insight into the learner's approach to the mechanism of physics problem solving *American Physical Society's Journal* **8** 1
- [2] Calvin S 2010 Toolbox of activities to support students in a physics gateway course *American Physical Society's Journal* **6** 2
- [3] Serene S Y et al. 2011 Effect of worksheet scaffolds on student learning in Problem-Based Learning *Advance in Health Science Education Journal* **16** 4 517.

- [4] Gurney P 2007 Five factors for effective teaching *New Zealand Journal of Teacher's Work* **4** 2 89-98
- [5] McCulloch B 2010 Scaffolding and zone of proximal development. <http://docstoc.com/docs/56913861/Scaffolding-and-zone-of-proximal>.
- [6] McLoughlin C 2004 Achieving excellence in teaching through scaffolding learner competence Seeking Educational Excellence 9-10.
- [11] Marzano R J and Kendall J S 2008 *Designing & assessing educational objectives* (USA: Sage)
- [8] Marzano R J, Pickering D and Pollock J E 2001 Classroom instruction that works: Research-based strategies for increasing student achievement Ascd
- [7] Bian H 2012 Basic statistics
- [10] Hake R R 1998 Interactive-engagement versus traditional methods: A six-thousand students survey of mechanics test data for introductory physics course *American Journal Physics* **66** 1 64-74.
- [15] Cronk B C 2017 How to use SPSS®: A step-by-step guide to analysis and interpretation. Routledge
- [17] Cohen J 1988 *Statistical power analysis for the behavioral sciences* 2ed Hillsdale, NJ: Lawrence Erlbaum Associates

# Scaffolding learning model to improve habits of mind students

## ORIGINALITY REPORT

15%

SIMILARITY INDEX

12%

INTERNET SOURCES

11%

PUBLICATIONS

%

STUDENT PAPERS

## PRIMARY SOURCES

1	<a href="http://repository.futminna.edu.ng:8080">repository.futminna.edu.ng:8080</a> Internet Source	1 %
2	<a href="http://www.semanticscholar.org">www.semanticscholar.org</a> Internet Source	1 %
3	<a href="http://garuda.ristekdikti.go.id">garuda.ristekdikti.go.id</a> Internet Source	1 %
4	Hari Pratikno, Endah Retnowati. "How Indonesian Students Use the Polya's General Problem Solving Steps", Southeast Asian Mathematics Education Journal, 2018 Publication	1 %
5	<a href="http://baixardoc.com">baixardoc.com</a> Internet Source	1 %
6	<a href="http://jurnal.uns.ac.id">jurnal.uns.ac.id</a> Internet Source	1 %
7	<a href="http://peer.asee.org">peer.asee.org</a> Internet Source	1 %
8	<a href="http://2019.fmgtegitimikongresi.com">2019.fmgtegitimikongresi.com</a> Internet Source	1 %

9	"Supporting Activities of Daily Living", Institution of Engineering and Technology (IET), 2016 Publication	1 %
10	Nurmadiyah, Ismail Tolla, Baso Jabu. "Design of Contextual Teaching and Learning (CTL) Model to Improve Student's Life Skills: The Development Phase in Research and Development", Asian Journal of Applied Sciences, 2022 Publication	1 %
11	edworkingpapers.com Internet Source	1 %
12	nlist.inflibnet.ac.in Internet Source	1 %
13	digilib.unimed.ac.id Internet Source	<1 %
14	vdoc.pub Internet Source	<1 %
15	etd.uum.edu.my Internet Source	<1 %
16	acomstaff.acom.ucar.edu Internet Source	<1 %
17	www.napier.ac.uk Internet Source	<1 %

18

Aan Yuliyanto, Dinda Mifta Amalia, Idat Muqodas. "Use of instagram to improve verbal-linguistic intelligence and kinesthetic-body intelligence of low-class students through scientific approach in primary schools", Premiere Educandum : Jurnal Pendidikan Dasar dan Pembelajaran, 2020

Publication

&lt;1 %

19

jultika.oulu.fi

Internet Source

&lt;1 %

20

Lala Septem Riza, Ahmad Izzuddin, Judhistira Aria Utama, Khyrina Airin Fariza Abu Samah et al. "Data analysis techniques in light pollution: A survey and taxonomy", New Astronomy Reviews, 2022

Publication

&lt;1 %

21

spectrum.library.concordia.ca

Internet Source

&lt;1 %

22

www.slideshare.net

Internet Source

&lt;1 %

23

K Suga, E Ohmichi, T Osada, K Kindo, M Sasaki, A Ohnishi, M Saito, T Kikuchi, S Nonoyama, S Adachi. " Anomalous behavior in M-T curve of  $\beta$ -FeSi single crystals ", Journal of Physics: Conference Series, 2006

Publication

&lt;1 %

24

Internet Source

&lt;1 %

25

[lirias.kuleuven.be](http://lirias.kuleuven.be)

Internet Source

&lt;1 %

26

Andi Aras, Fawziah Zahrawati, Zulfiqar Busrah, Claver Nzobonimpa. "Learning trajectory of quadrilaterals learning using the context of Burongko Bugis cake to improve students' critical thinking", Jurnal Elemen, 2022

Publication

&lt;1 %

27

[gupea.ub.gu.se](http://gupea.ub.gu.se)

Internet Source

&lt;1 %

28

Artha Nesa Chandra, Novia Lizelwati, Venny Haris, Miftahul Hayati, Mella Karlina. "The effectiveness of using the Alquran integrated basic physics student worksheet with a scaffolding approach to students learning outcomes", AIP Publishing, 2022

Publication

&lt;1 %

29

[core.ac.uk](http://core.ac.uk)

Internet Source

&lt;1 %

30

Rahma Ramadhani, Abdiyah Amudi. "EFEKTIFITAS PENGGUNAAN MODUL MATEMATIKA DASAR PADA MATERI BILANGAN TERHADAP HASIL BELAJAR", AKSIOMA: Jurnal Program Studi Pendidikan Matematika, 2020

&lt;1 %

Publication

---

---

Exclude quotes	Off	Exclude matches	Off
Exclude bibliography	Off		